



**PODER JUDICIAL DEL ESTADO DE PUEBLA**  
**PUEBLA**

Estado del Ejercicio del Presupuesto por Fuente de Financiamiento Al 31/mar/2022

Ucr: kalyhs  
Rep: rptEstadoPresupuestoEjercicio\_FF

Fecha y 29/mar/2022  
hora de Impresión 07:38 a.m.

Objeto del Gasto	Unidad Administrativa	Aplicaciones / (Reducciones)	Presupuesto Vigente	Comprometido	Presupuesto Disponible para Comprometer	Devengado	Comprometido o No Devengado	Presupuesto Sin Devengar	Ejercido	Pagado	Cuentas por Pagar Debita
<b>011</b>	<b>RECURSOS FISCALES</b>										
2000	MATERIALES Y SUMINISTROS		\$25,068,786.00	\$15,722,737.00	\$11,469,701.12	\$800,308.48	\$56,019.89	\$11,546,721.00	\$800,308.48	\$800,308.48	\$0.00
2100	MATERIALES DE ADMINISTRACIÓN, EMISIÓN DE DDC		\$13,761,800.00	\$19,863,241.00	\$2,897,678.71	\$45,277.76	\$34,135.95	\$2,883,822.75	\$34,135.95	\$34,135.95	\$0.00
2110	Materiales, útiles y equipos menores de oficina		\$8,713,000.00	\$9,653,892.37	\$39,480.96	\$19,626.69	\$8,484.88	\$60,822.75	\$8,484.88	\$8,484.88	\$0.00
2111	Materiales, útiles y equipos menores de oficina		\$8,713,000.00	\$9,653,892.37	\$39,480.96	\$19,626.69	\$11,141.90	\$50,822.75	\$8,484.88	\$8,484.88	\$0.00
2140	Materiales, útiles y equipos menores de tecnologías de la		\$2,783,000.00	\$55,651.08	\$2,838,851.08	\$26,651.08	\$0.00	\$2,813,000.00	\$26,651.08	\$26,651.08	\$0.00
2141	Materiales, útiles y equipos menores de tecnologías de la		\$2,783,000.00	\$55,651.08	\$2,838,851.08	\$26,651.08	\$0.00	\$2,813,000.00	\$26,651.08	\$26,651.08	\$0.00
2160	Material de limpieza		\$1,265,000.00	\$1,265,000.00	\$0.00	\$0.00	\$0.00	\$0.00	\$0.00	\$0.00	\$0.00
2161	Material de limpieza		\$1,265,000.00	\$1,265,000.00	\$0.00	\$0.00	\$0.00	\$0.00	\$0.00	\$0.00	\$0.00
2200	ALIMENTOS Y UTENSILIOS		\$1,030,546.00	\$174,818.04	\$855,728.98	\$43,452.00	\$0.00	\$812,277.96	\$43,452.00	\$43,452.00	\$0.00
2210	Productos alimenticios para personas		\$1,030,546.00	\$234,818.04	\$795,728.98	\$43,452.00	\$0.00	\$752,277.96	\$43,452.00	\$43,452.00	\$0.00
2213	Productos alimenticios para el personal en las instalaciones		\$1,030,546.00	\$234,818.04	\$795,728.98	\$43,452.00	\$0.00	\$752,277.96	\$43,452.00	\$43,452.00	\$0.00
2230	Utensilios para el servicio de alimentación		\$0.00	\$60,000.00	\$60,000.00	\$0.00	\$0.00	\$0.00	\$0.00	\$0.00	\$0.00
2231	Utensilios para el servicio de alimentación		\$0.00	\$60,000.00	\$60,000.00	\$0.00	\$0.00	\$0.00	\$0.00	\$0.00	\$0.00
2400	MATERIALES Y ARTICULOS DE CONSTRUCCIÓN Y DE		\$1,865,000.00	\$1,298,000.00	\$660,000.00	\$0.00	\$0.00	\$660,000.00	\$0.00	\$0.00	\$0.00
2450	Material eléctrico y electrónico		\$1,298,000.00	\$1,298,000.00	\$0.00	\$0.00	\$0.00	\$0.00	\$0.00	\$0.00	\$0.00
2461	Material eléctrico y electrónico		\$1,298,000.00	\$1,298,000.00	\$0.00	\$0.00	\$0.00	\$0.00	\$0.00	\$0.00	\$0.00
2490	Otros materiales y artículos de construcción y reparación		\$980,000.00	\$0.00	\$880,000.00	\$0.00	\$0.00	\$880,000.00	\$0.00	\$0.00	\$0.00
2491	Otros materiales y artículos de construcción y reparación		\$980,000.00	\$0.00	\$880,000.00	\$0.00	\$0.00	\$880,000.00	\$0.00	\$0.00	\$0.00
2500	PRODUCTOS QUÍMICOS, FARMACÉUTICOS Y DE LAB		\$6,032,015.00	\$4,477,792.77	\$1,554,222.23	\$212,101.41	\$44,878.08	\$1,386,998.90	\$167,223.33	\$167,223.33	\$0.00
2530	Medicinas y productos farmacéuticos		\$0.00	\$60,000.00	\$50,000.00	\$28,106.38	\$0.00	\$1,893.62	\$28,106.38	\$28,106.38	\$0.00
2531	Medicinas y productos farmacéuticos		\$0.00	\$60,000.00	\$50,000.00	\$28,106.38	\$0.00	\$1,893.62	\$28,106.38	\$28,106.38	\$0.00
2540	Materiales, accesorios y suministros médicos		\$3,300,000.00	\$3,114,121.92	\$185,878.08	\$183,985.03	\$0.00	\$1,693.05	\$183,985.03	\$183,985.03	\$0.00
2541	Materiales, accesorios y suministros médicos		\$3,300,000.00	\$3,114,121.92	\$185,878.08	\$183,985.03	\$0.00	\$1,693.05	\$183,985.03	\$183,985.03	\$0.00
2542	Materiales, accesorios y suministros médicos para el saci		\$0.00	\$44,878.08	\$44,878.08	\$44,878.08	\$0.00	\$0.00	\$44,878.08	\$44,878.08	\$0.00
2590	Otros productos químicos		\$2,732,015.00	\$1,393,670.85	\$1,338,344.15	\$0.00	\$0.00	\$1,398,344.15	\$0.00	\$0.00	\$0.00
2591	Otros productos químicos		\$2,732,015.00	\$1,393,670.85	\$1,338,344.15	\$0.00	\$0.00	\$1,398,344.15	\$0.00	\$0.00	\$0.00
2600	COMBUSTIBLES, LUBRICANTES Y ADITIVOS		\$3,008,005.00	\$934,601.43	\$3,842,606.43	\$475,226.76	\$0.00	\$3,467,379.67	\$475,226.76	\$475,226.76	\$0.00
2610	Combustibles, lubricantes y aditivos		\$3,008,005.00	\$934,601.43	\$3,842,606.43	\$475,226.76	\$0.00	\$3,467,379.67	\$475,226.76	\$475,226.76	\$0.00
2612	Lubricantes y Aditivos		\$3,008,005.00	\$630,281.89	\$3,838,286.88	\$463,879.03	\$0.00	\$3,374,407.86	\$463,879.03	\$463,879.03	\$0.00

**PODER JUDICIAL DEL ESTADO DE PUEBLA**  
**PUEBLA**

Estado del Ejercicio del Presupuesto por Fuente de Financiamiento Al 31/mar/2022



Fecha y hora de impresión: 28/feb/2022 07:38 a.m.

Ucr: kallys  
Rep: rptEstadoPresupuestoEgresos\_FF

Objeto del Gasto	Aprobado	Ampliaciones / (Reducciones)	Presupuesto Vigente	Comprometido	Presupuesto Disponible para Comprometer	Devengado	Completado o No Devengado	Presupuesto Sin Devengar	Ejercido	Pagado	Cuentas por Pagar	Deuda
2613 Combustibles, lubricantes y aditivos para vehículos asign	\$0.00	\$104,319.54	\$104,319.54	\$11,347.73	\$92,971.81	\$11,347.73	\$0.00	\$92,971.81	\$11,347.73	\$11,347.73	\$0.00	\$0.00
2700 VESTUARIO, BLANCOS, PRENDAS DE PROTECCIÓN Y	\$431,200.00	\$47,731.00	\$479,931.00	\$19,926.20	\$459,004.80	\$19,926.20	\$0.00	\$459,004.80	\$19,926.20	\$19,926.20	\$0.00	\$0.00
2710 Vestuario y uniformes	\$431,200.00	\$34,900.00	\$466,100.00	\$13,595.20	\$452,504.80	\$13,595.20	\$0.00	\$452,504.80	\$13,595.20	\$13,595.20	\$0.00	\$0.00
2711 Vestuario y uniformes	\$431,200.00	\$34,900.00	\$466,100.00	\$13,595.20	\$452,504.80	\$13,595.20	\$0.00	\$452,504.80	\$13,595.20	\$13,595.20	\$0.00	\$0.00
2740 Productos textiles	\$0.00	\$12,831.00	\$12,831.00	\$6,331.00	\$6,500.00	\$6,331.00	\$0.00	\$6,500.00	\$6,331.00	\$6,331.00	\$0.00	\$0.00
2741 Productos textiles	\$0.00	\$12,831.00	\$12,831.00	\$6,331.00	\$6,500.00	\$6,331.00	\$0.00	\$6,500.00	\$6,331.00	\$6,331.00	\$0.00	\$0.00
2800 HERRAMIENTAS, REFACCIONES Y ACCESORIOS MEN	\$1,848,000.00	\$188,782.15	\$1,936,782.15	\$89,345.23	\$1,847,436.92	\$89,345.23	\$0.00	\$1,847,436.92	\$89,345.23	\$89,345.23	\$0.00	\$0.00
2810 Herramientas menores	\$0.00	\$1,794.69	\$1,794.69	\$915.16	\$889.53	\$915.16	\$0.00	\$889.53	\$915.16	\$915.16	\$0.00	\$0.00
2811 Herramientas menores	\$0.00	\$1,794.69	\$1,794.69	\$915.16	\$889.53	\$915.16	\$0.00	\$889.53	\$915.16	\$915.16	\$0.00	\$0.00
2820 Relaciones y accesorios menores de edificios	\$0.00	\$2,474.08	\$2,474.08	\$1,987.04	\$487.04	\$1,987.04	\$0.00	\$487.04	\$1,987.04	\$1,987.04	\$0.00	\$0.00
2821 Relaciones y accesorios menores de edificios	\$0.00	\$2,474.08	\$2,474.08	\$1,987.04	\$487.04	\$1,987.04	\$0.00	\$487.04	\$1,987.04	\$1,987.04	\$0.00	\$0.00
2840 Refacciones y accesorios menores de equipo de cómputo	\$1,386,000.00	\$45,000.00	\$1,431,000.00	\$0.00	\$1,431,000.00	\$0.00	\$0.00	\$1,431,000.00	\$0.00	\$0.00	\$0.00	\$0.00
2841 Refacciones y accesorios menores de equipo de cómputo	\$1,386,000.00	\$45,000.00	\$1,431,000.00	\$0.00	\$1,431,000.00	\$0.00	\$0.00	\$1,431,000.00	\$0.00	\$0.00	\$0.00	\$0.00
2980 Refacciones y accesorios menores de equipo de transpor	\$482,000.00	\$99,523.38	\$581,523.38	\$67,443.03	\$464,080.35	\$67,443.03	\$0.00	\$464,080.35	\$67,443.03	\$67,443.03	\$0.00	\$0.00
2981 Refacciones y accesorios menores de equipo de transpor	\$482,000.00	\$99,523.38	\$581,523.38	\$67,443.03	\$464,080.35	\$67,443.03	\$0.00	\$464,080.35	\$67,443.03	\$67,443.03	\$0.00	\$0.00
3000 SERVICIOS GENERALES	\$99,534,808.00	\$24,585,397.00	\$124,120,205.00	\$6,257,718.12	\$77,862,486.88	\$6,257,718.12	\$2,036,799.99	\$79,899,186.87	\$4,216,918.13	\$4,216,918.13	\$12,000.00	\$12,000.00
3100 SERVICIOS BASICOS	\$10,232,420.00	\$5,096,382.20	\$15,328,802.20	\$1,680,573.01	\$13,648,229.19	\$1,680,573.01	\$4,474.07	\$13,652,703.26	\$1,676,098.94	\$1,676,098.94	\$0.00	\$0.00
3110 Energía eléctrica	\$6,930,000.00	\$4,526,158.55	\$11,456,158.55	\$1,014,145.00	\$10,442,013.55	\$1,014,145.00	\$3,394.00	\$10,445,407.55	\$1,010,751.00	\$1,010,751.00	\$0.00	\$0.00
3111 Energía eléctrica	\$6,930,000.00	\$4,526,158.55	\$11,456,158.55	\$1,014,145.00	\$10,442,013.55	\$1,014,145.00	\$3,394.00	\$10,445,407.55	\$1,010,751.00	\$1,010,751.00	\$0.00	\$0.00
3130 Agua	\$773,091.00	\$155,483.15	\$928,574.15	\$139,929.78	\$788,644.37	\$139,929.78	\$1,080.07	\$790,724.44	\$138,749.69	\$138,749.69	\$0.00	\$0.00
3131 Agua	\$773,091.00	\$155,483.15	\$928,574.15	\$139,929.78	\$788,644.37	\$139,929.78	\$1,080.07	\$790,724.44	\$138,749.69	\$138,749.69	\$0.00	\$0.00
3140 Telefonía tradicional	\$1,593,725.00	\$292,425.95	\$1,886,150.95	\$246,302.68	\$1,639,848.27	\$246,302.68	\$0.00	\$1,639,848.27	\$246,302.68	\$246,302.68	\$0.00	\$0.00
3141 Telefonía tradicional	\$1,593,725.00	\$292,425.95	\$1,886,150.95	\$246,302.68	\$1,639,848.27	\$246,302.68	\$0.00	\$1,639,848.27	\$246,302.68	\$246,302.68	\$0.00	\$0.00
3150 Telefonía celular	\$123,871.00	\$13,128.00	\$137,000.00	\$9,372.00	\$127,628.00	\$9,372.00	\$0.00	\$127,628.00	\$9,372.00	\$9,372.00	\$0.00	\$0.00
3151 Telefonía celular	\$123,871.00	\$13,128.00	\$137,000.00	\$9,372.00	\$127,628.00	\$9,372.00	\$0.00	\$127,628.00	\$9,372.00	\$9,372.00	\$0.00	\$0.00
3170 Servicios de acceso de Internet, redes y procesamiento d	\$315,733.00	\$138,265.55	\$453,998.55	\$108,557.88	\$345,440.67	\$108,557.88	\$0.00	\$345,440.67	\$108,557.88	\$108,557.88	\$0.00	\$0.00
3171 Servicios de acceso de Internet, redes y procesamiento d	\$315,733.00	\$138,265.55	\$453,998.55	\$108,557.88	\$345,440.67	\$108,557.88	\$0.00	\$345,440.67	\$108,557.88	\$108,557.88	\$0.00	\$0.00
3172 Servicios de redes y procesamiento de información	\$0.00	\$112,053.68	\$112,053.68	\$64,053.68	\$48,000.00	\$64,053.68	\$0.00	\$48,000.00	\$64,053.68	\$64,053.68	\$0.00	\$0.00
3180 Servicios postales y telegráficos	\$603,000.00	\$-211,100.00	\$391,900.00	\$115,365.89	\$276,534.11	\$115,365.89	\$0.00	\$276,534.11	\$115,365.89	\$115,365.89	\$0.00	\$0.00
3181 Servicios postales y telegráficos	\$603,000.00	\$-211,100.00	\$391,900.00	\$115,365.89	\$276,534.11	\$115,365.89	\$0.00	\$276,534.11	\$115,365.89	\$115,365.89	\$0.00	\$0.00
3180 Servicios integrados y otros servicios	\$0.00	\$180,000.00	\$180,000.00	\$45,000.00	\$135,000.00	\$45,000.00	\$0.00	\$135,000.00	\$45,000.00	\$45,000.00	\$0.00	\$0.00



Ucr: kathy  
 Rep: rptEstadoPresupuestoEgresos\_IPF

**PODER JUDICIAL DEL ESTADO DE PUEBLA**  
**PUEBLA**  
 Estado del Ejercicio del Presupuesto por Fuente de Financiamiento Al 31/mar/2022

Fecha y 26/abr/2022  
 hora de Impresión 07:38 a.m.

Objeto del Gasto	Unidad Administrativa	Aprobado	Ampliaciones / (Reducciones)	Presupuesto Vigente	Comprometido	Presupuesto Disponible para Comprometer	Devengado	Comprometido o No Devengado	Presupuesto Sin Devengar	Ejercido	Pagado	Cuentas por Pagar Deuda
3193	Otros servicios integrales	\$0.00	\$150,000.00	\$150,000.00	\$45,000.00	\$105,000.00	\$45,000.00	\$0.00	\$105,000.00	\$45,000.00	\$45,000.00	\$0.00
3200	SERVICIOS DE ARRENDAMIENTO	\$4,833,510.00	-\$139,970.00	\$4,693,540.00	\$1,714,560.00	\$2,978,980.00	\$12,000.00	\$1,702,560.00	\$4,681,940.00	\$0.00	\$0.00	\$2,000.00
3220	Arrendamiento de edificios	\$2,892,010.00	-\$176,970.00	\$2,715,040.00	\$1,714,560.00	\$1,000,480.00	\$12,000.00	\$1,702,560.00	\$2,703,040.00	\$0.00	\$0.00	\$12,000.00
3221	Arrendamiento de edificios	\$2,892,010.00	-\$176,970.00	\$2,715,040.00	\$1,714,560.00	\$1,000,480.00	\$12,000.00	\$1,702,560.00	\$2,703,040.00	\$0.00	\$0.00	\$12,000.00
3230	Arrendamiento de mobiliario y equipo de administración, y	\$192,600.00	\$0.00	\$192,500.00	\$0.00	\$192,500.00	\$0.00	\$0.00	\$192,500.00	\$0.00	\$0.00	\$0.00
3231	Arrendamiento de mobiliario y equipo de administración, y	\$192,600.00	\$0.00	\$192,500.00	\$0.00	\$192,500.00	\$0.00	\$0.00	\$192,500.00	\$0.00	\$0.00	\$0.00
3270	Arrendamiento de activos intangibles	\$1,748,000.00	\$37,000.00	\$1,785,000.00	\$0.00	\$1,786,000.00	\$0.00	\$0.00	\$1,786,000.00	\$0.00	\$0.00	\$0.00
3271	Arrendamiento de activos intangibles	\$1,748,000.00	\$37,000.00	\$1,786,000.00	\$0.00	\$1,786,000.00	\$0.00	\$0.00	\$1,786,000.00	\$0.00	\$0.00	\$0.00
3300	SERVICIOS PROFESIONALES, CIENTIFICOS, TÉCNICO	\$19,060,777.00	\$9,062,627.93	\$28,123,404.93	\$1,508,192.50	\$27,586,112.34	\$1,353,283.87	\$154,908.72	\$27,060,021.08	\$1,353,283.87	\$1,353,283.87	\$0.00
3310	Servicios legales, de contabilidad, auditoría y relacionado	\$3,630,000.00	-\$110,311.67	\$3,519,688.33	\$24,082.08	\$3,495,628.24	\$24,062.09	\$0.00	\$3,468,028.24	\$24,062.09	\$24,062.09	\$0.00
3312	Otros Servicios para la operación de programas	\$3,630,000.00	-\$110,311.67	\$3,519,688.33	\$24,082.08	\$3,495,628.24	\$24,062.09	\$0.00	\$3,468,028.24	\$24,062.09	\$24,062.09	\$0.00
3330	Servicios de consultoría administrativa, procesos, Métrica	\$0.00	\$20,880.00	\$20,880.00	\$20,880.00	\$0.00	\$20,880.00	\$0.00	\$0.00	\$20,880.00	\$20,880.00	\$0.00
3333	Servicios relacionados con certificación de procesos	\$0.00	\$20,880.00	\$20,880.00	\$20,880.00	\$0.00	\$20,880.00	\$0.00	\$0.00	\$20,880.00	\$20,880.00	\$0.00
3380	Servicios de apoyo administrativo, fotocopiado e Impresión	\$7,700,000.00	-\$1,015,200.56	\$6,684,799.44	\$469,383.38	\$6,215,416.06	\$469,383.38	\$0.00	\$6,215,416.06	\$469,383.38	\$469,383.38	\$0.00
3382	Servicio de Apoyo Administrativo	\$5,500,000.00	\$305,457.58	\$5,805,457.58	\$305,457.58	\$5,500,000.00	\$305,457.58	\$0.00	\$5,500,000.00	\$305,457.58	\$305,457.58	\$0.00
3383	Servicio de Impresión de Documentos y Papelería Oficial	\$2,200,000.00	-\$1,536,224.89	\$683,775.11	\$107,623.21	\$556,151.90	\$107,623.21	\$0.00	\$556,151.90	\$107,623.21	\$107,623.21	\$0.00
3385	Información en Medios Masivos Derivadas de la Operación	\$0.00	\$215,566.75	\$215,566.75	\$56,302.59	\$159,264.16	\$56,302.59	\$0.00	\$159,264.16	\$56,302.59	\$56,302.59	\$0.00
3380	Servicios de vigilancia	\$8,820,777.00	\$10,167,160.00	\$18,987,937.00	\$93,867.12	\$17,794,070.04	\$93,867.12	\$164,808.72	\$17,948,978.76	\$93,867.12	\$838,958.40	\$0.00
3381	Servicios de vigilancia	\$8,820,777.00	\$10,167,160.00	\$18,987,937.00	\$93,867.12	\$17,794,070.04	\$93,867.12	\$164,808.72	\$17,948,978.76	\$93,867.12	\$838,958.40	\$0.00
3400	SERVICIOS FINANCIEROS, BANCARIOS Y COMERCIA.	\$1,243,000.00	\$401,843.44	\$1,644,843.44	\$329,844.65	\$1,314,998.49	\$329,844.65	\$0.00	\$1,314,998.49	\$329,844.65	\$329,844.65	\$0.00
3410	Servicios financieros y bancarios	\$0.00	\$98.60	\$98.60	\$98.60	\$0.00	\$98.60	\$0.00	\$0.00	\$98.60	\$98.60	\$0.00
3411	Servicios financieros y bancarios	\$0.00	\$98.60	\$98.60	\$98.60	\$0.00	\$98.60	\$0.00	\$0.00	\$98.60	\$98.60	\$0.00
3450	Seguro de bienes patrimoniales	\$0.00	\$487,844.54	\$487,844.54	\$329,746.05	\$187,868.49	\$329,746.05	\$0.00	\$187,868.49	\$329,746.05	\$329,746.05	\$0.00
3451	Seguro de bienes patrimoniales	\$0.00	\$487,844.54	\$487,844.54	\$329,746.05	\$187,868.49	\$329,746.05	\$0.00	\$187,868.49	\$329,746.05	\$329,746.05	\$0.00
3470	Fletes y manobras	\$1,243,000.00	-\$85,900.00	\$1,157,100.00	\$0.00	\$1,177,100.00	\$0.00	\$0.00	\$1,177,100.00	\$0.00	\$0.00	\$0.00
3471	Fletes y manobras	\$1,243,000.00	-\$85,900.00	\$1,157,100.00	\$0.00	\$1,177,100.00	\$0.00	\$0.00	\$1,177,100.00	\$0.00	\$0.00	\$0.00
3500	SERVICIOS DE INSTALACIÓN, REPARACIÓN, MANTEN	\$20,704,641.00	\$10,596,818.00	\$31,301,459.00	\$958,870.44	\$30,642,588.64	\$612,934.44	\$45,936.00	\$30,688,324.64	\$612,934.44	\$612,934.44	\$0.00
3510	Conservación y mantenimiento menor de inmuebles	\$11,794,867.00	\$5,687,817.58	\$17,482,684.58	\$0.00	\$17,462,684.58	\$0.00	\$0.00	\$17,462,684.58	\$0.00	\$0.00	\$0.00
3511	Conservación y mantenimiento menor de inmuebles	\$11,794,867.00	\$5,687,817.58	\$17,482,684.58	\$0.00	\$17,462,684.58	\$0.00	\$0.00	\$17,462,684.58	\$0.00	\$0.00	\$0.00
3512	Mantenimiento y conservación menor de inmuebles para	\$0.00	\$25,000.00	\$25,000.00	\$0.00	\$25,000.00	\$0.00	\$0.00	\$25,000.00	\$0.00	\$0.00	\$0.00
3520	Instalación, reparación y mantenimiento de mobiliario y ex	\$0.00	\$980.00	\$980.00	\$980.00	\$0.00	\$980.00	\$0.00	\$0.00	\$980.00	\$980.00	\$0.00

**PODER JUDICIAL DEL ESTADO DE PUEBLA**  
**PUEBLA**

Estado del Ejercicio del Presupuesto por Fuente de Financiamiento Al 31/mar/2022



Ucr: kallys  
Rep: rptEstadoPresupuestoEjrcio\_FF

Fecha y 29/abr/2022  
hora de Impresión 07:39 a.m.

Objeto del Gasto	Unidad Administrativa	Aprobado	Ampliaciones/ (Reducciones)	Presupuesto Vigente	Comprometido	Presupuesto Disponibles para Comprometer	Devengado	Comprometido o No Devengado	Presupuesto Sin Devengar	Ejercido	Pagado	Cuentas por	
												Pagar	Deuda
3521	Instalación, reparación y mantenimiento de mobiliario y el	\$0.00	\$960.00	\$960.00	\$960.00	\$0.00	\$960.00	\$0.00	\$0.00	\$960.00	\$960.00	\$0.00	\$0.00
3550	Reparación y mantenimiento de equipo de transporte	\$0.00	\$277,300.35	\$277,300.35	\$41,377.23	\$235,923.12	\$41,377.23	\$0.00	\$235,923.12	\$41,377.23	\$41,377.23	\$0.00	\$0.00
3551	Reparación y mantenimiento de equipo de transporte	\$0.00	\$277,300.35	\$277,300.35	\$41,377.23	\$235,923.12	\$41,377.23	\$0.00	\$235,923.12	\$41,377.23	\$41,377.23	\$0.00	\$0.00
3570	Instalación, reparación y mantenimiento de maquinaria, o	\$2,200,000.00	\$248,954.02	\$1,951,045.98	\$45,938.00	\$1,905,088.98	\$0.00	\$45,938.00	\$1,951,045.98	\$0.00	\$0.00	\$0.00	\$0.00
3571	Instalación, reparación y mantenimiento de maquinaria, o	\$2,200,000.00	\$248,954.02	\$1,951,045.98	\$45,938.00	\$1,905,088.98	\$0.00	\$45,938.00	\$1,951,045.98	\$0.00	\$0.00	\$0.00	\$0.00
3590	Servicios de limpieza y manejo de desechos	\$6,709,774.00	\$3,780,952.61	\$10,490,726.61	\$570,577.21	\$9,920,149.40	\$570,577.21	\$0.00	\$9,920,149.40	\$570,577.21	\$570,577.21	\$0.00	\$0.00
3581	Servicios de limpieza y manejo de desechos	\$6,709,774.00	\$3,780,952.61	\$10,490,726.61	\$570,577.21	\$9,920,149.40	\$570,577.21	\$0.00	\$9,920,149.40	\$570,577.21	\$570,577.21	\$0.00	\$0.00
3590	Servicios de jardinería y fumigación	\$0.00	\$1,118,521.56	\$1,118,521.56	\$0.00	\$1,118,521.56	\$0.00	\$0.00	\$1,118,521.56	\$0.00	\$0.00	\$0.00	\$0.00
3591	Servicios de jardinería y fumigación	\$0.00	\$1,118,521.56	\$1,118,521.56	\$0.00	\$1,118,521.56	\$0.00	\$0.00	\$1,118,521.56	\$0.00	\$0.00	\$0.00	\$0.00
3600	SERVICIOS DE COMUNICACIÓN SOCIAL Y PUBLICIDAD	\$517,900.00	\$192,200.00	\$324,800.00	\$69,860.00	\$254,940.00	\$69,860.00	\$19,950.00	\$204,990.00	\$69,860.00	\$69,860.00	\$0.00	\$0.00
3690	Otros servicios de información	\$517,900.00	\$192,200.00	\$324,800.00	\$69,860.00	\$254,940.00	\$69,860.00	\$19,950.00	\$204,990.00	\$69,860.00	\$69,860.00	\$0.00	\$0.00
3691	Otros servicios de información	\$517,900.00	\$192,200.00	\$324,800.00	\$69,860.00	\$254,940.00	\$69,860.00	\$19,950.00	\$204,990.00	\$69,860.00	\$69,860.00	\$0.00	\$0.00
3700	SERVICIOS DE TRASLADO Y VIÁTICOS	\$515,449.00	\$39,763.53	\$445,686.47	\$45,062.23	\$370,623.24	\$45,062.23	\$0.00	\$370,623.24	\$45,062.23	\$45,062.23	\$0.00	\$0.00
3720	Paseos terrestres	\$39,193.00	\$8,772.83	\$30,420.17	\$14,620.23	\$15,800.14	\$14,620.23	\$0.00	\$15,800.14	\$14,620.23	\$14,620.23	\$0.00	\$0.00
3721	Paseos terrestres	\$39,193.00	\$8,772.83	\$30,420.17	\$14,620.23	\$15,800.14	\$14,620.23	\$0.00	\$15,800.14	\$14,620.23	\$14,620.23	\$0.00	\$0.00
3750	Viáticos en el país	\$476,256.00	\$30,990.90	\$305,265.10	\$30,442.00	\$354,823.10	\$30,442.00	\$0.00	\$354,823.10	\$30,442.00	\$30,442.00	\$0.00	\$0.00
3751	Viáticos en el país	\$476,256.00	\$30,990.90	\$305,265.10	\$30,442.00	\$354,823.10	\$30,442.00	\$0.00	\$354,823.10	\$30,442.00	\$30,442.00	\$0.00	\$0.00
3800	SERVICIOS OFICIALES	\$1,281,830.00	\$54,538.96	\$1,227,291.04	\$242,482.20	\$984,808.74	\$143,511.00	\$88,971.20	\$1,035,780.94	\$143,511.00	\$143,511.00	\$0.00	\$0.00
3810	Gastos de ceremonial	\$0.00	\$2,280.00	\$2,280.00	\$0.00	\$2,280.00	\$0.00	\$0.00	\$2,280.00	\$0.00	\$0.00	\$0.00	\$0.00
3811	Gastos de ceremonial	\$0.00	\$2,280.00	\$2,280.00	\$0.00	\$2,280.00	\$0.00	\$0.00	\$2,280.00	\$0.00	\$0.00	\$0.00	\$0.00
3820	Gastos de orden social y cultural	\$1,281,830.00	\$153,484.48	\$1,128,345.52	\$169,545.20	\$958,800.32	\$70,574.00	\$88,971.20	\$1,057,771.52	\$70,574.00	\$70,574.00	\$0.00	\$0.00
3821	Gastos de orden social y cultural	\$1,281,830.00	\$153,484.48	\$1,128,345.52	\$169,545.20	\$958,800.32	\$70,574.00	\$88,971.20	\$1,057,771.52	\$70,574.00	\$70,574.00	\$0.00	\$0.00
3822	Gastos de orden cultural	\$0.00	\$30,329.42	\$98,329.42	\$19,720.00	\$831,734.52	\$19,720.00	\$0.00	\$831,734.52	\$19,720.00	\$19,720.00	\$0.00	\$0.00
3830	Congresos y convenciones	\$0.00	\$93,329.42	\$98,329.42	\$69,600.00	\$23,729.42	\$69,600.00	\$0.00	\$23,729.42	\$69,600.00	\$69,600.00	\$0.00	\$0.00
3831	Congresos y convenciones	\$0.00	\$93,329.42	\$98,329.42	\$69,600.00	\$23,729.42	\$69,600.00	\$0.00	\$23,729.42	\$69,600.00	\$69,600.00	\$0.00	\$0.00
3850	Gastos de representación	\$0.00	\$3,337.00	\$3,337.00	\$3,337.00	\$0.00	\$3,337.00	\$0.00	\$3,337.00	\$3,337.00	\$3,337.00	\$0.00	\$0.00
3851	Gastos de representación	\$0.00	\$3,337.00	\$3,337.00	\$3,337.00	\$0.00	\$3,337.00	\$0.00	\$3,337.00	\$3,337.00	\$3,337.00	\$0.00	\$0.00
3900	OTROS SERVICIOS GENERALES	\$256,178.00	\$75,572.08	\$180,606.91	\$18,281.00	\$162,325.91	\$18,281.00	\$0.00	\$162,325.91	\$18,281.00	\$18,281.00	\$0.00	\$0.00
3920	Impuestos y derechos	\$256,178.00	\$75,572.08	\$180,606.91	\$18,281.00	\$162,325.91	\$18,281.00	\$0.00	\$162,325.91	\$18,281.00	\$18,281.00	\$0.00	\$0.00
3921	Impuestos y derechos	\$256,178.00	\$75,572.08	\$180,606.91	\$18,281.00	\$162,325.91	\$18,281.00	\$0.00	\$162,325.91	\$18,281.00	\$18,281.00	\$0.00	\$0.00
4000	TRANSFERENCIAS, ASIGNACIONES, SUBSIDIO	\$0.00	\$187,200.00	\$187,200.00	\$163,200.00	\$24,000.00	\$163,200.00	\$0.00	\$24,000.00	\$163,200.00	\$163,200.00	\$0.00	\$0.00



Ucr: Jariya  
Rep: rptEstadoPresupuestoEgresos\_FF

# PODER JUDICIAL DEL ESTADO DE PUEBLA

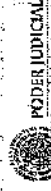
Estado del Ejercicio del Presupuesto por Fuente de Financiamiento Al 31/mar/2022

Fecha y 29/mar/2022  
hora de Impresión 07:38 a.m.

Objeto de Gasto	Aprobado	Ampliaciones / (Reducciones)	Presupuesto Vigente	Comprometido	Presupuesto Disponible para Comprometer	Devengado	Comprometido o No Devengado	Presupuesto Sin Devenegar	Ejercido	Pagado	Cuentas por Pagar	
											Deuda	Deuda
<b>AYUDAS SOCIALES</b>												
4400 Ayudas sociales a personas	\$0.00	\$187,200.00	\$187,200.00	\$187,200.00	\$24,000.00	\$183,200.00	\$0.00	\$24,000.00	\$183,200.00	\$183,200.00	\$0.00	\$0.00
4410 Otras ayudas	\$0.00	\$187,200.00	\$187,200.00	\$183,200.00	\$24,000.00	\$183,200.00	\$0.00	\$24,000.00	\$183,200.00	\$183,200.00	\$0.00	\$0.00
<b>BIENES MUEBLES, INMUEBLES E INTANGIBLES:</b>	\$85,000,000.00	\$0.00	\$85,000,000.00	\$0.00	\$85,000,000.00	\$0.00	\$0.00	\$85,000,000.00	\$0.00	\$0.00	\$0.00	\$0.00
<b>MOBILIARIO Y EQUIPO DE ADMINISTRACIÓN</b>	\$80,000,000.00	\$0.00	\$80,000,000.00	\$0.00	\$80,000,000.00	\$0.00	\$0.00	\$80,000,000.00	\$0.00	\$0.00	\$0.00	\$0.00
5100 Muebles de oficina y estantería	\$8,000,000.00	\$0.00	\$8,000,000.00	\$0.00	\$8,000,000.00	\$0.00	\$0.00	\$8,000,000.00	\$0.00	\$0.00	\$0.00	\$0.00
5110 Muebles de oficina y estantería	\$8,000,000.00	\$0.00	\$8,000,000.00	\$0.00	\$8,000,000.00	\$0.00	\$0.00	\$8,000,000.00	\$0.00	\$0.00	\$0.00	\$0.00
5150 Equipo de cómputo y de tecnología de la información	\$51,000,000.00	\$0.00	\$51,000,000.00	\$0.00	\$51,000,000.00	\$0.00	\$0.00	\$51,000,000.00	\$0.00	\$0.00	\$0.00	\$0.00
5151 Equipo de cómputo y de tecnología de la información	\$51,000,000.00	\$0.00	\$51,000,000.00	\$0.00	\$51,000,000.00	\$0.00	\$0.00	\$51,000,000.00	\$0.00	\$0.00	\$0.00	\$0.00
<b>VEHICULOS Y EQUIPO DE TRANSPORTE</b>	\$5,000,000.00	\$0.00	\$5,000,000.00	\$0.00	\$5,000,000.00	\$0.00	\$0.00	\$5,000,000.00	\$0.00	\$0.00	\$0.00	\$0.00
5400 Vehículos y equipo terrestre	\$5,000,000.00	\$0.00	\$5,000,000.00	\$0.00	\$5,000,000.00	\$0.00	\$0.00	\$5,000,000.00	\$0.00	\$0.00	\$0.00	\$0.00
5410 Vehículos y equipo terrestre, destinados a servicios admn	\$5,000,000.00	\$0.00	\$5,000,000.00	\$0.00	\$5,000,000.00	\$0.00	\$0.00	\$5,000,000.00	\$0.00	\$0.00	\$0.00	\$0.00
5412 Vehículos y equipo terrestre, destinados a servicios admn	\$0.00	\$0.00	\$0.00	\$0.00	\$0.00	\$0.00	\$0.00	\$0.00	\$0.00	\$0.00	\$0.00	\$0.00
<b>INVERSIÓN PÚBLICA</b>	\$10,000,000.00	\$0.00	\$10,000,000.00	\$121,082.40	\$9,878,917.60	\$121,082.40	\$0.00	\$9,878,917.60	\$121,082.40	\$121,082.40	\$0.00	\$0.00
6200 OBRA PÚBLICA EN BIENES PROPIOS	\$10,000,000.00	\$0.00	\$10,000,000.00	\$121,082.40	\$9,878,917.60	\$121,082.40	\$0.00	\$9,878,917.60	\$121,082.40	\$121,082.40	\$0.00	\$0.00
6220 Edificación no habitacional	\$10,000,000.00	\$0.00	\$10,000,000.00	\$121,082.40	\$9,878,917.60	\$121,082.40	\$0.00	\$9,878,917.60	\$121,082.40	\$121,082.40	\$0.00	\$0.00
6221 Edificaciones no habitacional	\$10,000,000.00	-\$310,000.00	\$9,690,000.00	\$0.00	\$9,690,000.00	\$0.00	\$0.00	\$9,690,000.00	\$0.00	\$0.00	\$0.00	\$0.00
6225 Edificaciones de seguridad pública	\$0.00	\$310,000.00	\$310,000.00	\$121,082.40	\$188,917.60	\$121,082.40	\$0.00	\$188,917.60	\$121,082.40	\$121,082.40	\$0.00	\$0.00
<b>RECURSOS FISCALES</b>	\$164,800,874.00	\$1,025,710.15	\$171,826,584.15	\$7,396,327.88	\$164,235,016.27	\$165,315,006.01	\$2,082,519.87	\$165,317,936.16	\$165,317,936.16	\$165,317,936.16	\$0.00	\$0.00
<b>014 INGRESOS PROPIOS</b>												
<b>SERVICIOS PERSONALES</b>												
1200 REMUNERACION DE CARÁCTER EVENTUAL	\$0.00	\$72,221,747.00	\$72,221,747.00	\$9,391,059.64	\$82,830,687.40	\$9,391,059.64	\$0.00	\$82,830,687.40	\$9,391,059.64	\$9,391,059.64	\$0.00	\$0.00
1210 Honorarios asimilables a salarios	\$0.00	\$39,576,662.00	\$39,576,662.00	\$9,337,742.32	\$30,238,920.08	\$9,337,742.32	\$0.00	\$30,238,920.08	\$9,337,742.32	\$9,337,742.32	\$0.00	\$0.00
1211 Honorarios asimilables a salarios	\$0.00	\$39,576,662.00	\$39,576,662.00	\$9,337,742.32	\$30,238,920.08	\$9,337,742.32	\$0.00	\$30,238,920.08	\$9,337,742.32	\$9,337,742.32	\$0.00	\$0.00
1300 REMUNERACIONES ADICIONALES Y ESPECIALES	\$0.00	\$5,057,018.07	\$5,057,018.07	\$0.00	\$5,057,018.07	\$0.00	\$0.00	\$5,057,018.07	\$0.00	\$0.00	\$0.00	\$0.00
1320 Primes de vacaciones, dominical y gratificación de fin de	\$0.00	\$5,057,018.07	\$5,057,018.07	\$0.00	\$5,057,018.07	\$0.00	\$0.00	\$5,057,018.07	\$0.00	\$0.00	\$0.00	\$0.00
1322 Gratificación de fin de año	\$0.00	\$5,057,018.07	\$5,057,018.07	\$0.00	\$5,057,018.07	\$0.00	\$0.00	\$5,057,018.07	\$0.00	\$0.00	\$0.00	\$0.00
1400 SEGURIDAD SOCIAL	\$0.00	\$53,317.32	\$53,317.32	\$53,317.32	\$0.00	\$53,317.32	\$0.00	\$0.00	\$53,317.32	\$53,317.32	\$0.00	\$0.00
1440 Aportaciones para seguros	\$0.00	\$53,317.32	\$53,317.32	\$53,317.32	\$0.00	\$53,317.32	\$0.00	\$0.00	\$53,317.32	\$53,317.32	\$0.00	\$0.00
1441 Aportaciones para seguros	\$0.00	\$53,317.32	\$53,317.32	\$53,317.32	\$0.00	\$53,317.32	\$0.00	\$0.00	\$53,317.32	\$53,317.32	\$0.00	\$0.00
1500 OTRAS PRESTACIONES SOCIALES Y ECONÓMICAS	\$0.00	\$27,534,749.25	\$27,534,749.25	\$0.00	\$27,534,749.25	\$0.00	\$0.00	\$27,534,749.25	\$0.00	\$0.00	\$0.00	\$0.00

**PODER JUDICIAL DEL ESTADO DE PUEBLA**  
**PUEBLA**

Estado del Ejercicio del Presupuesto por Fuente de Financiamiento Al 31/mar/2022



Fecha: y 29/abr/2022  
Hora de Impresión: 07:38 a.m.

Uar: kalyte  
Rep: rptEstadoPresupuestoEgresos\_PP

Objeto del Gasto	Ampliaciones / (Reducciones)	Presupuesto Vigente	Presupuesto Disponible para Comprometer	Comprometido	Devolución	Comprometido o No Devengado	Presupuesto Sin Devengar	Ejercido	Pagado	Cuentas por Pagar	Deudas
1940 Prestaciones contractuales	\$0.00	\$27,534,749.26	\$27,534,749.26	\$0.00	\$0.00	\$0.00	\$27,534,749.26	\$0.00	\$0.00	\$0.00	\$0.00
1943 Prestaciones establecidas por condiciones generales de l	\$0.00	\$27,534,749.26	\$27,534,749.26	\$0.00	\$0.00	\$0.00	\$27,534,749.26	\$0.00	\$0.00	\$0.00	\$0.00
2000 MATERIALES Y SUMINISTROS	\$0.00	\$339,803.31	\$16,238.60	\$323,514.71	\$323,514.71	\$0.00	\$16,238.60	\$323,514.71	\$323,514.71	\$323,514.71	\$0.00
2100 MATERIALES DE ADMINISTRACIÓN, EMISIÓN DE DOC	\$0.00	\$390.00	\$0.00	\$390.00	\$390.00	\$0.00	\$0.00	\$390.00	\$390.00	\$390.00	\$0.00
2150 Material Impreso e Información digital	\$0.00	\$390.00	\$0.00	\$390.00	\$390.00	\$0.00	\$0.00	\$390.00	\$390.00	\$390.00	\$0.00
2161 Material Impreso e Información digital	\$0.00	\$390.00	\$0.00	\$390.00	\$390.00	\$0.00	\$0.00	\$390.00	\$390.00	\$390.00	\$0.00
2200 ALIMENTOS Y UTENSILIOS	\$0.00	\$26,152.68	\$15,768.99	\$10,383.69	\$10,383.69	\$0.00	\$15,768.99	\$10,383.69	\$10,383.69	\$10,383.69	\$0.00
2210 Productos alimenticios para personas	\$0.00	\$26,152.68	\$15,768.99	\$10,383.69	\$10,383.69	\$0.00	\$15,768.99	\$10,383.69	\$10,383.69	\$10,383.69	\$0.00
2212 Productos alimenticios para los oficiales que realizan lab	\$0.00	\$15,470.99	\$15,470.99	\$0.00	\$0.00	\$0.00	\$15,470.99	\$0.00	\$0.00	\$0.00	\$0.00
2213 Productos alimenticios para el personal en las instalaciones	\$0.00	\$10,681.69	\$10,681.69	\$0.00	\$0.00	\$0.00	\$10,681.69	\$0.00	\$0.00	\$0.00	\$0.00
2400 MATERIALES Y ARTICULOS DE CONSTRUCCIÓN Y DE	\$0.00	\$2,314.63	\$0.99	\$2,313.64	\$2,313.64	\$0.00	\$0.99	\$2,313.64	\$2,313.64	\$2,313.64	\$0.00
2420 Cemento y productos de concreto	\$0.00	\$196.00	\$0.99	\$195.01	\$195.01	\$0.00	\$0.99	\$195.01	\$195.01	\$195.01	\$0.00
2421 Cemento y productos de concreto	\$0.00	\$196.00	\$0.99	\$195.01	\$195.01	\$0.00	\$0.99	\$195.01	\$195.01	\$195.01	\$0.00
2440 Madera y productos de madera	\$0.00	\$160.00	\$0.00	\$160.00	\$160.00	\$0.00	\$0.00	\$160.00	\$160.00	\$160.00	\$0.00
2441 Madera y productos de madera	\$0.00	\$160.00	\$0.00	\$160.00	\$160.00	\$0.00	\$0.00	\$160.00	\$160.00	\$160.00	\$0.00
2470 Artículos metálicos para la construcción	\$0.00	\$1,462.83	\$1,462.83	\$1,462.83	\$1,462.83	\$0.00	\$0.00	\$1,462.83	\$1,462.83	\$1,462.83	\$0.00
2471 Artículos metálicos para la construcción	\$0.00	\$1,462.83	\$1,462.83	\$1,462.83	\$1,462.83	\$0.00	\$0.00	\$1,462.83	\$1,462.83	\$1,462.83	\$0.00
2480 Oros materiales y artículos de construcción y reparación	\$0.00	\$605.80	\$605.80	\$605.80	\$605.80	\$0.00	\$0.00	\$605.80	\$605.80	\$605.80	\$0.00
2491 Oros materiales y artículos de construcción y reparación	\$0.00	\$605.80	\$605.80	\$605.80	\$605.80	\$0.00	\$0.00	\$605.80	\$605.80	\$605.80	\$0.00
2600 COMBUSTIBLES, LUBRICANTES Y ADITIVOS	\$0.00	\$307,000.00	\$307,000.00	\$305,481.38	\$305,481.38	\$0.00	\$518.62	\$306,481.38	\$306,481.38	\$306,481.38	\$0.00
2610 Combustibles, lubricantes y aditivos	\$0.00	\$307,000.00	\$307,000.00	\$305,481.38	\$305,481.38	\$0.00	\$518.62	\$306,481.38	\$306,481.38	\$306,481.38	\$0.00
2612 Lubricantes y Aditivos	\$0.00	\$307,000.00	\$307,000.00	\$305,481.38	\$305,481.38	\$0.00	\$518.62	\$306,481.38	\$306,481.38	\$306,481.38	\$0.00
2900 HERRAMIENTAS, REPARACIONES Y ACCESORIOS MEN	\$0.00	\$3,946.00	\$3,946.00	\$3,946.00	\$3,946.00	\$0.00	\$0.00	\$3,946.00	\$3,946.00	\$3,946.00	\$0.00
2920 Relaciones y accesorios menores de edificios	\$0.00	\$3,946.00	\$3,946.00	\$3,946.00	\$3,946.00	\$0.00	\$0.00	\$3,946.00	\$3,946.00	\$3,946.00	\$0.00
2921 Relaciones y accesorios menores de edificios	\$0.00	\$3,946.00	\$3,946.00	\$3,946.00	\$3,946.00	\$0.00	\$0.00	\$3,946.00	\$3,946.00	\$3,946.00	\$0.00
3000 SERVICIOS GENERALES	\$0.00	\$17,715,121.73	\$16,728,925.15	\$986,196.58	\$986,196.58	\$0.00	\$16,728,925.15	\$986,196.58	\$986,196.58	\$986,196.58	\$0.00
3100 SERVICIOS BASICOS	\$0.00	\$168,682.27	\$168,682.27	\$168,682.27	\$168,682.27	\$0.00	\$0.00	\$168,682.27	\$168,682.27	\$168,682.27	\$0.00
3110 Energía eléctrica	\$0.00	\$137,924.00	\$137,924.00	\$137,924.00	\$137,924.00	\$0.00	\$0.00	\$137,924.00	\$137,924.00	\$137,924.00	\$0.00
3111 Energía eléctrica	\$0.00	\$137,924.00	\$137,924.00	\$137,924.00	\$137,924.00	\$0.00	\$0.00	\$137,924.00	\$137,924.00	\$137,924.00	\$0.00
3130 Agua	\$0.00	\$1,175.27	\$1,175.27	\$1,175.27	\$1,175.27	\$0.00	\$0.00	\$1,175.27	\$1,175.27	\$1,175.27	\$0.00
3131 Agua	\$0.00	\$1,175.27	\$1,175.27	\$1,175.27	\$1,175.27	\$0.00	\$0.00	\$1,175.27	\$1,175.27	\$1,175.27	\$0.00



**PODER JUDICIAL DEL ESTADO DE PUEBLA**  
**PUEBLA**

Estado del Ejercicio del Presupuesto por Fuente de Financiamiento Al 31/mar/2022

Unid: kalya  
Rep: rptEstadoPresupuestoEgresos\_FF

Fecha y hora de Impresión: 23/mar/2022 07:38 a.m.

Objeto del Gasto	Aprobado	Ampliaciones / (Reducciones)	Presupuesto Vigente	Comprometido	Presupuesto Disponible para Comprometer	Devengado	Comprendido o No Devengado	Presupuesto Sin Devenir	Ejercido	Pagado	Cuentas por
											Pagar Deuda
3150 Telefonía celular	\$0.00	\$9,572.00	\$9,572.00	\$9,572.00	\$0.00	\$9,572.00	\$0.00	\$0.00	\$9,572.00	\$9,572.00	\$0.00
3151 Telefonía celular	\$0.00	\$9,572.00	\$9,572.00	\$9,572.00	\$0.00	\$9,572.00	\$0.00	\$0.00	\$9,572.00	\$9,572.00	\$0.00
3170 Servicios de acceso de internet, redes y procesamiento d	\$0.00	\$17,691.00	\$17,691.00	\$17,691.00	\$0.00	\$17,691.00	\$0.00	\$0.00	\$17,691.00	\$17,691.00	\$0.00
3171 Servicios de acceso de internet, redes y procesamiento d	\$0.00	\$17,691.00	\$17,691.00	\$17,691.00	\$0.00	\$17,691.00	\$0.00	\$0.00	\$17,691.00	\$17,691.00	\$0.00
3180 Servicios postales y telegráficos	\$0.00	\$2,320.00	\$2,320.00	\$2,320.00	\$0.00	\$2,320.00	\$0.00	\$0.00	\$2,320.00	\$2,320.00	\$0.00
3181 Servicios postales y telegráficos	\$0.00	\$2,320.00	\$2,320.00	\$2,320.00	\$0.00	\$2,320.00	\$0.00	\$0.00	\$2,320.00	\$2,320.00	\$0.00
3300 SERVICIOS PROFESIONALES, CIENTÍFICOS, TÉCNICO	\$0.00	\$4,316.40	\$4,316.40	\$4,316.40	\$0.00	\$4,316.40	\$0.00	\$0.00	\$4,316.40	\$4,316.40	\$0.00
3360 Servicios de apoyo administrativo, fotocopiado e impresid	\$0.00	\$4,316.40	\$4,316.40	\$4,316.40	\$0.00	\$4,316.40	\$0.00	\$0.00	\$4,316.40	\$4,316.40	\$0.00
3366 Información en Medios Masivos Derivados de la Operación	\$0.00	\$4,316.40	\$4,316.40	\$4,316.40	\$0.00	\$4,316.40	\$0.00	\$0.00	\$4,316.40	\$4,316.40	\$0.00
3400 SERVICIOS FINANCIEROS, BANCARIOS Y COMERCIA	\$0.00	\$14,505,175.83	\$14,505,175.83	\$12,574,14	\$14,382,601.69	\$12,574,14	\$0.00	\$14,382,601.69	\$12,574,14	\$12,574,14	\$0.00
3410 Servicios financieros y bancarios	\$0.00	\$14,462,123.49	\$14,462,123.49	\$80,104.98	\$14,372,018.51	\$80,104.98	\$0.00	\$14,372,018.51	\$80,104.98	\$80,104.98	\$0.00
3411 Servicios financieros y bancarios	\$0.00	\$14,462,123.49	\$14,462,123.49	\$80,104.98	\$14,372,018.51	\$80,104.98	\$0.00	\$14,372,018.51	\$80,104.98	\$80,104.98	\$0.00
3450 Seguro de bienes patrimoniales	\$0.00	\$53,052.34	\$53,052.34	\$42,486.16	\$10,566.18	\$42,486.16	\$0.00	\$10,566.18	\$42,486.16	\$42,486.16	\$0.00
3451 Seguro de bienes patrimoniales	\$0.00	\$53,052.34	\$53,052.34	\$42,486.16	\$10,566.18	\$42,486.16	\$0.00	\$10,566.18	\$42,486.16	\$42,486.16	\$0.00
3500 SERVICIOS DE INSTALACIÓN, REPARACIÓN, MANTE	\$0.00	\$53,671.73	\$53,671.73	\$53,671.73	\$0.00	\$53,671.73	\$0.00	\$0.00	\$53,671.73	\$53,671.73	\$0.00
3510 Conservación y mantenimiento menor de inmuebles	\$0.00	\$10,921.00	\$10,921.00	\$10,921.00	\$0.00	\$10,921.00	\$0.00	\$0.00	\$10,921.00	\$10,921.00	\$0.00
3511 Conservación y mantenimiento menor de inmuebles	\$0.00	\$10,921.00	\$10,921.00	\$10,921.00	\$0.00	\$10,921.00	\$0.00	\$0.00	\$10,921.00	\$10,921.00	\$0.00
3580 Servicios de limpieza y manejo de desechos	\$0.00	\$522,750.73	\$522,750.73	\$522,750.53	\$0.20	\$522,750.53	\$0.00	\$0.20	\$522,750.53	\$522,750.53	\$0.00
3681 Servicios de limpieza y manejo de desechos	\$0.00	\$522,750.73	\$522,750.73	\$522,750.53	\$0.20	\$522,750.53	\$0.00	\$0.20	\$522,750.53	\$522,750.53	\$0.00
3700 SERVICIOS DE TRASLADO Y VIATICOS	\$0.00	\$36,312.00	\$36,312.00	\$36,312.00	\$0.00	\$36,312.00	\$0.00	\$0.00	\$36,312.00	\$36,312.00	\$0.00
3720 Pasajes terrestres	\$0.00	\$18,072.00	\$18,072.00	\$18,072.00	\$0.00	\$18,072.00	\$0.00	\$0.00	\$18,072.00	\$18,072.00	\$0.00
3721 Pasajes terrestres Nacionales	\$0.00	\$18,072.00	\$18,072.00	\$18,072.00	\$0.00	\$18,072.00	\$0.00	\$0.00	\$18,072.00	\$18,072.00	\$0.00
3750 Viáticos en el país	\$0.00	\$18,240.00	\$18,240.00	\$18,240.00	\$0.00	\$18,240.00	\$0.00	\$0.00	\$18,240.00	\$18,240.00	\$0.00
3751 Viáticos en el país	\$0.00	\$18,240.00	\$18,240.00	\$18,240.00	\$0.00	\$18,240.00	\$0.00	\$0.00	\$18,240.00	\$18,240.00	\$0.00
3800 SERVICIOS OFICIALES	\$0.00	\$29,812.00	\$29,812.00	\$29,812.00	\$0.00	\$29,812.00	\$0.00	\$0.00	\$29,812.00	\$29,812.00	\$0.00
3820 Gastos de orden social y cultural	\$0.00	\$29,812.00	\$29,812.00	\$29,812.00	\$0.00	\$29,812.00	\$0.00	\$0.00	\$29,812.00	\$29,812.00	\$0.00
3821 Gastos de orden social y cultural	\$0.00	\$29,812.00	\$29,812.00	\$29,812.00	\$0.00	\$29,812.00	\$0.00	\$0.00	\$29,812.00	\$29,812.00	\$0.00
3900 OTROS SERVICIOS GENERALES	\$0.00	\$2,437,151.50	\$2,437,151.50	\$91,129.00	\$2,346,022.50	\$91,129.00	\$0.00	\$2,346,022.50	\$91,129.00	\$91,129.00	\$0.00
3920 Impuestos y derechos	\$0.00	\$91,377.00	\$91,377.00	\$91,377.00	\$0.00	\$91,377.00	\$0.00	\$0.00	\$91,377.00	\$91,377.00	\$0.00
3921 Impuestos y derechos	\$0.00	\$91,377.00	\$91,377.00	\$91,377.00	\$0.00	\$91,377.00	\$0.00	\$0.00	\$91,377.00	\$91,377.00	\$0.00
3980 Impuesto sobre nóminas y otros que se derivan de una re	\$0.00	\$2,345,774.50	\$2,345,774.50	\$0.00	\$2,345,774.50	\$0.00	\$0.00	\$2,345,774.50	\$0.00	\$0.00	\$0.00



Usr: keilly  
Rep: rptEstadoPresupuestoEgresos\_FF

**PODER JUDICIAL DEL ESTADO DE PUEBLA**  
**PUEBLA**  
Estado del Ejercicio del Presupuesto por Fuente de Financiamiento AJ 31/mar/2022

Fecha y hora de impresión: 29/03/2022 07:38 a.m.

Objeto del Gasto	Unidad Administrativa	Aprobado	Ampliaciones / (Reducciones)	Presupuesto Vigente	Comprometido	Disponible para Comprometer	Devolvigado	Comprometido o No Devengado	Presupuesto Sin Devengar	Ejercido	Pagado	Cuentas por Pagar	
												Deuda	Deuda
3981	Impuesto sobre nóminas y otros que se derivan de una re	\$0.00	\$2,346,774.50	\$2,346,774.50	\$0.00	\$2,346,774.50	\$0.00	\$0.00	\$2,346,774.50	\$0.00	\$0.00	\$0.00	\$0.00
<b>INGRESOS PROPIOS</b>												\$10,707,070.33	\$10,707,070.33
<b>015 RECURSOS FEDERALES</b>												\$153,089,891.88	\$153,089,891.88
1000	SERVICIOS PERSONALES	\$652,691,068.88	\$19,545,390.00	\$632,226,449.10	\$153,089,891.88	\$629,137,857.22	\$153,089,891.88	\$0.00	\$629,137,857.22	\$153,089,891.88	\$153,089,891.88	\$0.00	\$0.00
1100	REMUNERACIONES AL PERSONAL DE CARÁCTER PE	\$124,336,680.00	-\$121,622.33	\$124,215,057.67	\$28,938,468.28	\$95,276,589.41	\$28,938,468.28	\$0.00	\$95,276,589.41	\$28,938,468.28	\$28,938,468.28	\$0.00	\$0.00
1130	Sueldos base al personal permanente	\$124,336,680.00	-\$121,622.33	\$124,215,057.67	\$28,938,468.28	\$95,276,589.41	\$28,938,468.28	\$0.00	\$95,276,589.41	\$28,938,468.28	\$28,938,468.28	\$0.00	\$0.00
1131	Sueldo Base al Personal de Base	\$88,284,604.00	-\$318,455.00	\$87,966,149.00	\$20,542,442.50	\$67,423,606.50	\$20,542,442.50	\$0.00	\$67,423,606.50	\$20,542,442.50	\$20,542,442.50	\$0.00	\$0.00
1132	Sueldo Base al Personal de Confianza	\$36,052,176.00	\$136,832.67	\$36,249,008.67	\$8,396,025.78	\$27,852,982.91	\$8,396,025.78	\$0.00	\$27,852,982.91	\$8,396,025.78	\$8,396,025.78	\$0.00	\$0.00
1200	REMUNERACION DE CARÁCTER EVENTUAL	\$73,045,092.00	\$193,483.26	\$73,238,575.26	\$16,997,833.92	\$56,240,741.34	\$16,997,833.92	\$0.00	\$56,240,741.34	\$16,997,833.92	\$16,997,833.92	\$0.00	\$0.00
1210	Honorarios asimilables a salarios	\$73,045,092.00	\$193,483.26	\$73,238,575.26	\$16,997,833.92	\$56,240,741.34	\$16,997,833.92	\$0.00	\$56,240,741.34	\$16,997,833.92	\$16,997,833.92	\$0.00	\$0.00
1211	Honorarios asimilables a salarios	\$73,045,092.00	\$193,483.26	\$73,238,575.26	\$16,997,833.92	\$56,240,741.34	\$16,997,833.92	\$0.00	\$56,240,741.34	\$16,997,833.92	\$16,997,833.92	\$0.00	\$0.00
1300	REMUNERACIONES ADICIONALES Y ESPECIALES	\$302,824,206.28	-\$7,927,897.89	\$294,896,308.39	\$73,881,044.51	\$221,015,263.88	\$73,881,044.51	\$0.00	\$221,015,263.88	\$73,881,044.51	\$73,881,044.51	\$0.00	\$0.00
1310	Primas por años de servicios efectivos prestados	\$7,244,608.00	\$95,877.00	\$7,340,385.00	\$1,854,678.03	\$5,485,706.97	\$1,854,678.03	\$0.00	\$5,485,706.97	\$1,854,678.03	\$1,854,678.03	\$0.00	\$0.00
1311	Primas por años de servicios efectivos prestados	\$7,244,608.00	\$95,877.00	\$7,340,385.00	\$1,854,678.03	\$5,485,706.97	\$1,854,678.03	\$0.00	\$5,485,706.97	\$1,854,678.03	\$1,854,678.03	\$0.00	\$0.00
1320	Primas de vacaciones, dominical y gratificación de fin de	\$32,599,828.34	\$281,396.77	\$33,201,165.11	\$261,336.83	\$32,939,828.28	\$261,336.83	\$0.00	\$32,939,828.28	\$261,336.83	\$261,336.83	\$0.00	\$0.00
1321	Primas de vacaciones y Dominical	\$6,270,473.96	\$0.00	\$6,270,473.96	\$0.00	\$6,270,473.96	\$0.00	\$0.00	\$6,270,473.96	\$0.00	\$0.00	\$0.00	\$0.00
1322	Gratificación de fin de año	\$26,669,354.38	\$281,396.77	\$26,950,751.15	\$261,336.83	\$26,669,354.38	\$261,336.83	\$0.00	\$26,669,354.38	\$261,336.83	\$261,336.83	\$0.00	\$0.00
1340	Otras compensaciones	\$262,639,853.95	-\$7,955,201.63	\$254,684,652.32	\$71,765,029.85	\$182,919,632.47	\$71,765,029.85	\$0.00	\$182,919,632.47	\$71,765,029.85	\$71,765,029.85	\$0.00	\$0.00
1348	Otras compensaciones	\$262,639,853.95	-\$7,955,201.63	\$254,684,652.32	\$71,765,029.85	\$182,919,632.47	\$71,765,029.85	\$0.00	\$182,919,632.47	\$71,765,029.85	\$71,765,029.85	\$0.00	\$0.00
1400	SEGURIDAD SOCIAL	\$34,860,953.56	\$176,448.21	\$35,037,401.77	\$8,144,478.06	\$26,892,923.71	\$8,144,478.06	\$0.00	\$26,892,923.71	\$8,144,478.06	\$8,144,478.06	\$0.00	\$0.00
1410	Aportaciones de seguridad social	\$34,860,953.56	\$176,448.21	\$35,037,401.77	\$8,144,478.06	\$26,892,923.71	\$8,144,478.06	\$0.00	\$26,892,923.71	\$8,144,478.06	\$8,144,478.06	\$0.00	\$0.00
1411	Aportaciones de seguridad social	\$34,860,953.56	\$176,448.21	\$35,037,401.77	\$8,144,478.06	\$26,892,923.71	\$8,144,478.06	\$0.00	\$26,892,923.71	\$8,144,478.06	\$8,144,478.06	\$0.00	\$0.00
1430	Aportaciones al sistema para el retiro	\$3,947,835.44	\$26,322.18	\$3,974,157.62	\$919,504.69	\$3,054,652.93	\$919,504.69	\$0.00	\$3,054,652.93	\$919,504.69	\$919,504.69	\$0.00	\$0.00
1431	Aportaciones al sistema para el retiro	\$3,947,835.44	\$26,322.18	\$3,974,157.62	\$919,504.69	\$3,054,652.93	\$919,504.69	\$0.00	\$3,054,652.93	\$919,504.69	\$919,504.69	\$0.00	\$0.00
1500	OTRAS PRESTACIONES SOCIALES Y ECONÓMICAS	\$102,983,269.41	\$28,894,168.00	\$131,877,437.41	\$19,670,390.33	\$109,677,044.43	\$19,670,390.33	\$0.00	\$109,677,044.43	\$19,670,390.33	\$19,670,390.33	\$0.00	\$0.00
1530	Prestaciones y haberes de retiro	\$28,118,128.88	\$0.00	\$28,118,128.88	\$5,081,466.24	\$24,036,662.44	\$5,081,466.24	\$0.00	\$24,036,662.44	\$5,081,466.24	\$5,081,466.24	\$0.00	\$0.00
1531	Prestaciones y haberes de retiro	\$28,118,128.88	\$0.00	\$28,118,128.88	\$5,081,466.24	\$24,036,662.44	\$5,081,466.24	\$0.00	\$24,036,662.44	\$5,081,466.24	\$5,081,466.24	\$0.00	\$0.00
1540	Prestaciones contractuales	\$73,285,137.73	\$26,400,843.00	\$99,685,980.73	\$14,025,599.09	\$85,640,381.59	\$14,025,599.09	\$0.00	\$85,640,381.59	\$14,025,599.09	\$14,025,599.09	\$0.00	\$0.00
1543	Prestaciones establecidas por condiciones generales de l	\$73,285,137.73	\$26,400,843.00	\$99,685,980.73	\$14,025,599.09	\$85,640,381.59	\$14,025,599.09	\$0.00	\$85,640,381.59	\$14,025,599.09	\$14,025,599.09	\$0.00	\$0.00
1550	Prestaciones para capacitación de los servidores públicos	\$0.00	\$463,325.00	\$463,325.00	\$463,325.00	\$0.00	\$463,325.00	\$0.00	\$463,325.00	\$463,325.00	\$463,325.00	\$0.00	\$0.00

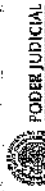


Unidad Administrativa  
Rep: rptEstadoPresupuestoEjecucio\_FF

**PODER JUDICIAL DEL ESTADO DE PUEBLA**  
**PUEBLA**  
Estado del Ejercicio del Presupuesto por Fuente de Financiamiento Al 31/mar/2022

Fecha y hora de Impresión 29/abr/2022 07:28 a.m.

Objeto del Gasto	Unidad Administrativa	Ampliaciones / (Reducciones)	Presupuesto Vigente	Comprometido	Presupuesto Disponible para Comprometer	Devolvido	Comprometido o No Devengado	Presupuesto Sin Devengar	Ejercido	Pagado	Cuentas por Pagar	Cuentas por Deuda
1551	Prestaciones para capacitación de los servidores públicos	\$0.00	\$463,325.00	\$463,325.00	\$0.00	\$463,325.00	\$0.00	\$0.00	\$403,325.00	\$463,325.00	\$0.00	\$0.00
1600	PREVISIONES	\$873,590.26	\$873,590.26	\$0.00	\$873,590.26	\$0.00	\$0.00	\$873,590.26	\$0.00	\$0.00	\$0.00	\$0.00
1610	Previsiones de carácter laboral, económica y de seguridad	\$873,590.26	\$873,590.26	\$0.00	\$873,590.26	\$0.00	\$0.00	\$873,590.26	\$0.00	\$0.00	\$0.00	\$0.00
1611	Previsiones de carácter laboral, económica y de seguridad	\$873,590.26	\$873,590.26	\$0.00	\$873,590.26	\$0.00	\$0.00	\$873,590.26	\$0.00	\$0.00	\$0.00	\$0.00
1700	PAGO DE ESTIMULOS A SERVIDORES PUBLICOS	\$20,589,624.92	\$35,578.41	\$35,578.41	\$20,589,624.92	\$0.00	\$0.00	\$20,589,624.92	\$4,647,074.11	\$4,647,074.11	\$0.00	\$0.00
1710	Estímulos	\$20,589,624.92	\$35,578.41	\$35,578.41	\$20,589,624.92	\$0.00	\$0.00	\$20,589,624.92	\$4,647,074.11	\$4,647,074.11	\$0.00	\$0.00
1712	Estímulos al personal operativo	\$20,589,624.92	\$35,578.41	\$35,578.41	\$20,589,624.92	\$0.00	\$0.00	\$20,589,624.92	\$4,647,074.11	\$4,647,074.11	\$0.00	\$0.00
3000	SERVICIOS GENERALES	\$17,822,137.12	\$93,249.28	\$93,249.28	\$17,822,137.12	\$0.00	\$0.00	\$17,822,137.12	\$3,586,883.27	\$3,586,883.27	\$0.00	\$0.00
3900	OTROS SERVICIOS GENERALES	\$17,822,137.12	\$93,249.28	\$93,249.28	\$17,822,137.12	\$0.00	\$0.00	\$17,822,137.12	\$3,586,883.27	\$3,586,883.27	\$0.00	\$0.00
3980	Impuesto sobre nóminas y otros que se derivan de una re	\$17,822,137.12	\$93,249.28	\$93,249.28	\$17,822,137.12	\$0.00	\$0.00	\$17,822,137.12	\$3,586,883.27	\$3,586,883.27	\$0.00	\$0.00
3981	Impuesto sobre nóminas y otros que se derivan de una re	\$17,822,137.12	\$93,249.28	\$93,249.28	\$17,822,137.12	\$0.00	\$0.00	\$17,822,137.12	\$3,586,883.27	\$3,586,883.27	\$0.00	\$0.00
<b>RECURSOS FEDERALES</b>		\$17,822,137.12	\$93,249.28	\$93,249.28	\$17,822,137.12	\$0.00	\$0.00	\$17,822,137.12	\$3,586,883.27	\$3,586,883.27	\$0.00	\$0.00
<b>016 RECURSOS ESTATALES</b>		\$1,099,683.57	\$0.00	\$0.00	\$1,099,683.57	\$216,804.90	\$0.00	\$883,878.67	\$216,804.90	\$216,804.90	\$0.00	\$0.00
1000	SERVICIOS PERSONALES	\$887,285.92	\$0.00	\$0.00	\$887,285.92	\$216,804.90	\$0.00	\$751,481.02	\$216,804.90	\$216,804.90	\$0.00	\$0.00
1210	REMUNERACION DE CARÁCTER EVENTUAL	\$887,285.92	\$0.00	\$0.00	\$887,285.92	\$216,804.90	\$0.00	\$751,481.02	\$216,804.90	\$216,804.90	\$0.00	\$0.00
1211	Honorarios asimilables a salarios	\$887,285.92	\$0.00	\$0.00	\$887,285.92	\$216,804.90	\$0.00	\$751,481.02	\$216,804.90	\$216,804.90	\$0.00	\$0.00
1211	Honorarios asimilables a salarios	\$887,285.92	\$0.00	\$0.00	\$887,285.92	\$216,804.90	\$0.00	\$751,481.02	\$216,804.90	\$216,804.90	\$0.00	\$0.00
1300	REMUNERACIONES ADICIONALES Y ESPECIALES	\$123,597.65	\$0.00	\$0.00	\$123,597.65	\$0.00	\$0.00	\$123,597.65	\$0.00	\$0.00	\$0.00	\$0.00
1320	Primas de vacaciones, dominical y gratificación de fin de	\$123,597.65	\$0.00	\$0.00	\$123,597.65	\$0.00	\$0.00	\$123,597.65	\$0.00	\$0.00	\$0.00	\$0.00
1322	Gratificación de fin de año	\$123,597.65	\$0.00	\$0.00	\$123,597.65	\$0.00	\$0.00	\$123,597.65	\$0.00	\$0.00	\$0.00	\$0.00
1500	OTRAS PRESTACIONES SOCIALES Y ECONOMICAS	\$8,800.00	\$0.00	\$0.00	\$8,800.00	\$0.00	\$0.00	\$8,800.00	\$0.00	\$0.00	\$0.00	\$0.00
1540	Prestaciones contractuales	\$8,800.00	\$0.00	\$0.00	\$8,800.00	\$0.00	\$0.00	\$8,800.00	\$0.00	\$0.00	\$0.00	\$0.00
1543	Prestaciones establecidas por condiciones generales de l	\$8,800.00	\$0.00	\$0.00	\$8,800.00	\$0.00	\$0.00	\$8,800.00	\$0.00	\$0.00	\$0.00	\$0.00
2000	MATERIALES Y SUMINISTROS	\$25,639.00	-\$30.86	-\$30.86	\$25,639.00	\$19,077.04	\$390.00	\$6,421.00	\$19,077.04	\$19,077.04	\$0.00	\$0.00
2200	ALIMENTOS Y UTENSILIOS	\$5,467.00	\$0.00	\$0.00	\$5,467.00	\$520.00	\$390.00	\$4,947.00	\$520.00	\$520.00	\$0.00	\$0.00
2210	Productos alimenticios para personas	\$5,467.00	\$0.00	\$0.00	\$5,467.00	\$520.00	\$390.00	\$4,947.00	\$520.00	\$520.00	\$0.00	\$0.00
2213	Productos alimenticios para el personal en las instalaciones	\$5,467.00	\$0.00	\$0.00	\$5,467.00	\$520.00	\$390.00	\$4,947.00	\$520.00	\$520.00	\$0.00	\$0.00
2400	MATERIALES Y ARTICULOS DE CONSTRUCCION Y DE	\$1,474.00	\$0.00	\$0.00	\$1,474.00	\$0.00	\$0.00	\$1,474.00	\$0.00	\$0.00	\$0.00	\$0.00
2460	Materiales eléctricos y electrónico	\$1,474.00	\$0.00	\$0.00	\$1,474.00	\$0.00	\$0.00	\$1,474.00	\$0.00	\$0.00	\$0.00	\$0.00
2461	Materiales eléctricos y electrónico	\$1,474.00	\$0.00	\$0.00	\$1,474.00	\$0.00	\$0.00	\$1,474.00	\$0.00	\$0.00	\$0.00	\$0.00



**PODER JUDICIAL DEL ESTADO DE PUEBLA**  
**PUEBLA**  
**Estado del Ejercicio del Presupuesto por Fuente de Financiamiento Al 31/mar/2022**

Fecha: 28/03/2022  
 hora de Impresión: 07:38 a.m.

Usuario: rptEstadoPresupuestoEjercicios\_FF

Objeto del Gasto	Unidad Administrativa	Aprobado	Ampliaciones / (Reducciones)	Presupuesto Vigente	Comprometido	Presupuesto Disponible para		Devengado	Comprometido o No Devengado	Presupuesto Sin Devenegar	Ejercido	Pagado	Cuentas por Pagar Deuda
						Disponibles para	Comprometido						
2600	COMBUSTIBLES, LUBRICANTES Y ADITIVOS	\$18,898.00	-730.96	\$18,167.04	\$18,167.04	\$0.00	\$0.00	\$18,167.04	\$0.00	\$0.00	\$18,167.04	\$18,167.04	\$0.00
2610	Combustibles, lubricantes y aditivos	\$18,898.00	-730.96	\$18,167.04	\$18,167.04	\$0.00	\$0.00	\$18,167.04	\$0.00	\$0.00	\$18,167.04	\$18,167.04	\$0.00
2612	Lubricantes y Aditivos	\$18,898.00	-730.96	\$18,167.04	\$18,167.04	\$0.00	\$0.00	\$18,167.04	\$0.00	\$0.00	\$18,167.04	\$18,167.04	\$0.00
3000	SERVICIOS GENERALES	\$16,270,803.43	\$1,419,777.86	\$16,690,581.39	\$14,336,240.95	\$15,254,440.41	\$971,977.94	\$514,263.04	\$16,768,703.45	\$880,797.94	\$13,467.74	\$13,467.74	\$0.00
3100	SERVICIOS BÁSICOS	\$106,337.00	-\$6,168.00	\$101,174.00	\$13,467.74	\$87,786.26	\$47,786.26	\$13,467.74	\$0.00	\$87,786.26	\$13,467.74	\$13,467.74	\$0.00
3110	Energía eléctrica	\$82,368.00	-\$6,168.00	\$77,206.00	\$9,813.00	\$87,392.00	\$87,392.00	\$9,813.00	\$0.00	\$87,392.00	\$9,813.00	\$9,813.00	\$0.00
3111	Energía eléctrica	\$82,368.00	-\$6,168.00	\$77,206.00	\$9,813.00	\$87,392.00	\$87,392.00	\$9,813.00	\$0.00	\$87,392.00	\$9,813.00	\$9,813.00	\$0.00
3120	Agua	\$8,888.00	\$0.00	\$8,888.00	\$632.00	\$8,254.00	\$8,254.00	\$632.00	\$0.00	\$8,254.00	\$632.00	\$632.00	\$0.00
3131	Agua	\$8,888.00	\$0.00	\$8,888.00	\$632.00	\$8,254.00	\$8,254.00	\$632.00	\$0.00	\$8,254.00	\$632.00	\$632.00	\$0.00
3140	Telefonía tradicional	\$17,083.00	\$0.00	\$17,083.00	\$3,022.74	\$14,060.26	\$14,060.26	\$3,022.74	\$0.00	\$14,060.26	\$3,022.74	\$3,022.74	\$0.00
3141	Telefonía tradicional	\$17,083.00	\$0.00	\$17,083.00	\$3,022.74	\$14,060.26	\$14,060.26	\$3,022.74	\$0.00	\$14,060.26	\$3,022.74	\$3,022.74	\$0.00
3200	SERVICIOS DE ARRENDAMIENTO	\$546,667.00	\$32,153.06	\$578,820.06	\$501,069.21	\$77,780.85	\$48,089.21	\$452,680.00	\$530,740.85	\$48,089.21	\$6,909.21	\$6,909.21	\$41,180.00
3220	Arrendamiento de edificios	\$513,931.00	\$31,089.00	\$545,020.00	\$484,160.00	\$50,840.00	\$41,180.00	\$452,980.00	\$503,820.00	\$41,180.00	\$0.00	\$0.00	\$41,180.00
3221	Arrendamiento de edificios	\$513,931.00	\$31,089.00	\$545,020.00	\$484,160.00	\$50,840.00	\$41,180.00	\$452,980.00	\$503,820.00	\$41,180.00	\$0.00	\$0.00	\$41,180.00
3250	Arrendamiento de mobiliario y equipo de administración, r	\$627.00	\$0.00	\$627.00	\$0.00	\$627.00	\$0.00	\$0.00	\$0.00	\$627.00	\$0.00	\$0.00	\$0.00
3252	Arrendamiento de mobiliario y equipo de administración, r	\$627.00	\$0.00	\$627.00	\$0.00	\$627.00	\$0.00	\$0.00	\$0.00	\$627.00	\$0.00	\$0.00	\$0.00
3270	Arrendamiento de equipo y bienes informáticos	\$32,108.00	\$1,114.06	\$33,223.06	\$6,909.21	\$26,313.85	\$6,909.21	\$0.00	\$26,313.85	\$6,909.21	\$6,909.21	\$6,909.21	\$0.00
3271	Arrendamiento de activos intangibles	\$32,108.00	\$1,114.06	\$33,223.06	\$6,909.21	\$26,313.85	\$6,909.21	\$0.00	\$26,313.85	\$6,909.21	\$6,909.21	\$6,909.21	\$0.00
3300	SERVICIOS PROFESIONALES, CIENTÍFICOS, TÉCNICO	\$9,816,782.99	\$668,352.96	\$10,473,135.99	\$908,141.42	\$9,564,994.47	\$846,958.38	\$67,283.04	\$9,632,277.51	\$846,958.38	\$840,888.38	\$840,888.38	\$0.00
3310	Servicios legales, de contabilidad, auditoría y relaciona	\$1,023,000.00	\$0.00	\$1,023,000.00	\$0.00	\$1,023,000.00	\$0.00	\$0.00	\$1,023,000.00	\$0.00	\$0.00	\$0.00	\$0.00
3311	Servicios relacionados con procedimientos jurisdiccionales	\$1,023,000.00	\$0.00	\$1,023,000.00	\$0.00	\$1,023,000.00	\$0.00	\$0.00	\$1,023,000.00	\$0.00	\$0.00	\$0.00	\$0.00
3311	Servicios relacionados con procedimientos jurisdiccionales	\$1,223,815.99	\$368,352.90	\$1,592,168.89	\$870,016.73	\$1,000,652.16	\$818,333.69	\$11,283.04	\$1,061,936.20	\$818,333.69	\$818,333.69	\$818,333.69	\$0.00
3340	Servicios de capacitación	\$764,411.99	\$134,368.57	\$898,778.56	\$0.00	\$898,778.56	\$0.00	\$0.00	\$898,778.56	\$0.00	\$0.00	\$0.00	\$0.00
3341	Capacitación institucional	\$764,411.99	\$134,368.57	\$898,778.56	\$0.00	\$898,778.56	\$0.00	\$0.00	\$898,778.56	\$0.00	\$0.00	\$0.00	\$0.00
3342	Capacitación especializada	\$459,404.00	\$521,996.33	\$981,390.33	\$870,016.73	\$101,773.60	\$818,333.69	\$81,283.04	\$163,056.04	\$818,333.69	\$818,333.69	\$818,333.69	\$0.00
3360	Servicios de apoyo administrativo, fotocopiado e impresi	\$7,129,593.00	\$0.00	\$7,129,593.00	\$390.06	\$7,129,202.95	\$390.06	\$0.00	\$7,129,202.95	\$390.06	\$390.06	\$390.06	\$0.00
3361	Servicios de apoyo administrativo, fotocopiado e impresi	\$7,059,061.00	\$0.00	\$7,059,061.00	\$0.00	\$7,059,061.00	\$0.00	\$0.00	\$7,059,061.00	\$0.00	\$0.00	\$0.00	\$0.00
3362	Servicio de Apoyo Administrativo	\$70,532.00	\$0.00	\$70,532.00	\$390.06	\$70,141.95	\$390.06	\$0.00	\$70,141.95	\$390.06	\$390.06	\$390.06	\$0.00
3380	Servicios de vigilancia	\$440,374.00	\$0.00	\$440,374.00	\$28,134.64	\$412,239.36	\$28,134.64	\$0.00	\$412,239.36	\$28,134.64	\$28,134.64	\$28,134.64	\$0.00
3381	Servicios de vigilancia	\$440,374.00	\$0.00	\$440,374.00	\$28,134.64	\$412,239.36	\$28,134.64	\$0.00	\$412,239.36	\$28,134.64	\$28,134.64	\$28,134.64	\$0.00
3400	SERVICIOS FINANCIEROS, BANCARIOS Y COMERCIAI	\$4,488.00	\$736,406.00	\$740,893.00	\$0.00	\$740,893.00	\$0.00	\$0.00	\$740,893.00	\$0.00	\$0.00	\$0.00	\$0.00
3410	Servicios financieros y bancarios	\$0.00	\$736,406.00	\$736,406.00	\$0.00	\$736,406.00	\$0.00	\$0.00	\$736,406.00	\$0.00	\$0.00	\$0.00	\$0.00



**PODER JUDICIAL DEL ESTADO DE PUEBLA**  
**PUEBLA**

Estado del Ejercicio del Presupuesto por Fuente de Financiamiento Al 31/mar/2022

Ucr: helvis  
Rep: rptEstadoPresupuestoEgresos\_FF

Fecha y 29/abr/2022

hora de impresión 07:38 a.m.

Objeto del Gasto	Unidad Administrativa	Aprobado	Ampliaciones / (Reducciones)	Presupuesto Vigente	Comprometido	Presupuesto Disponible para Comprometer	Devengado	Comprometido o No Devengado	Presupuesto Sin Devenegar	Ejercido	Pagado	Cuentas por Pagar Deuda
3411	Servicios financieros y bancarios	\$0.00	\$736,405.00	\$736,405.00	\$0.00	\$736,405.00	\$0.00	\$0.00	\$736,405.00	\$0.00	\$0.00	\$0.00
3470	Fletes y manobras	\$4,488.00	\$0.00	\$4,488.00	\$0.00	\$4,488.00	\$0.00	\$0.00	\$4,488.00	\$0.00	\$0.00	\$0.00
3471	Fletes y manobras	\$4,488.00	\$0.00	\$4,488.00	\$0.00	\$4,488.00	\$0.00	\$0.00	\$4,488.00	\$0.00	\$0.00	\$0.00
3500	SERVICIOS DE INSTALACIÓN, REPARACIÓN, MANTE	\$4,712,807.00	\$0.00	\$4,712,807.00	\$13,662.61	\$4,699,144.39	\$13,662.61	\$0.00	\$4,699,144.39	\$13,662.61	\$13,662.61	\$0.00
3510	Conservación y mantenimiento menor de inmuebles	\$261,745.00	\$0.00	\$261,745.00	\$0.00	\$261,745.00	\$0.00	\$0.00	\$261,745.00	\$0.00	\$0.00	\$0.00
3511	Conservación y mantenimiento menor de inmuebles	\$261,745.00	\$0.00	\$261,745.00	\$0.00	\$261,745.00	\$0.00	\$0.00	\$261,745.00	\$0.00	\$0.00	\$0.00
3530	Instalación, reparación y mantenimiento de equipo de cóm	\$1,762,365.00	\$0.00	\$1,762,365.00	\$0.00	\$1,762,365.00	\$0.00	\$0.00	\$1,762,365.00	\$0.00	\$0.00	\$0.00
3531	Instalación, reparación y mantenimiento de equipo de cóm	\$1,762,365.00	\$0.00	\$1,762,365.00	\$0.00	\$1,762,365.00	\$0.00	\$0.00	\$1,762,365.00	\$0.00	\$0.00	\$0.00
3550	Reparación y mantenimiento de equipo de transporte	\$407,000.00	\$0.00	\$407,000.00	\$0.00	\$407,000.00	\$0.00	\$0.00	\$407,000.00	\$0.00	\$0.00	\$0.00
3551	Reparación y mantenimiento de equipo de transporte	\$407,000.00	\$0.00	\$407,000.00	\$0.00	\$407,000.00	\$0.00	\$0.00	\$407,000.00	\$0.00	\$0.00	\$0.00
3570	Instalación, reparación y mantenimiento de maquinaria, o	\$36,795.00	\$0.00	\$36,795.00	\$0.00	\$36,795.00	\$0.00	\$0.00	\$36,795.00	\$0.00	\$0.00	\$0.00
3571	Instalación, reparación y mantenimiento de maquinaria, o	\$36,795.00	\$0.00	\$36,795.00	\$0.00	\$36,795.00	\$0.00	\$0.00	\$36,795.00	\$0.00	\$0.00	\$0.00
3580	Servicios de limpieza y manejo de desechos	\$36,823.00	\$0.00	\$36,823.00	\$13,662.61	\$23,160.39	\$13,662.61	\$0.00	\$23,160.39	\$13,662.61	\$13,662.61	\$0.00
3581	Servicios de limpieza y manejo de desechos	\$36,823.00	\$0.00	\$36,823.00	\$13,662.61	\$23,160.39	\$13,662.61	\$0.00	\$23,160.39	\$13,662.61	\$13,662.61	\$0.00
3590	Servicios de jardinería y fumigación	\$2,158,079.00	\$0.00	\$2,158,079.00	\$0.00	\$2,158,079.00	\$0.00	\$0.00	\$2,158,079.00	\$0.00	\$0.00	\$0.00
3591	Servicios de jardinería y fumigación	\$2,158,079.00	\$0.00	\$2,158,079.00	\$0.00	\$2,158,079.00	\$0.00	\$0.00	\$2,158,079.00	\$0.00	\$0.00	\$0.00
3900	OTROS SERVICIOS GENERALES	\$93,821.44	\$0.00	\$93,821.44	\$0.00	\$93,821.44	\$0.00	\$0.00	\$93,821.44	\$0.00	\$0.00	\$0.00
3920	Impuestos y derechos	\$50,831.00	\$0.00	\$50,831.00	\$0.00	\$50,831.00	\$0.00	\$0.00	\$50,831.00	\$0.00	\$0.00	\$0.00
3921	Impuestos y derechos	\$50,831.00	\$0.00	\$50,831.00	\$0.00	\$50,831.00	\$0.00	\$0.00	\$50,831.00	\$0.00	\$0.00	\$0.00
3960	Impuesto sobre nóminas y otros que se deriven de una re	\$32,990.44	\$0.00	\$32,990.44	\$0.00	\$32,990.44	\$0.00	\$0.00	\$32,990.44	\$0.00	\$0.00	\$0.00
3961	Impuesto sobre nóminas y otros que se deriven de una re	\$32,990.44	\$0.00	\$32,990.44	\$0.00	\$32,990.44	\$0.00	\$0.00	\$32,990.44	\$0.00	\$0.00	\$0.00
<b>RECURSOS ESTATALES</b>		\$16,258,426.00	\$1,201,047.00	\$17,459,473.00	\$1,671,722.92	\$16,787,750.08	\$1,165,469.28	\$5,145,653.04	\$16,999,005.12	\$7,116,286.85	\$7,116,286.85	\$0.00

**027 OTROS RECURSOS DE TRANSFERENCIAS FEDERALES ETIQUETADAS**

6000	INVERSIÓN PÚBLICA	\$134,200,000.00	\$0.00	\$134,200,000.00	\$0.00	\$134,200,000.00	\$0.00	\$0.00	\$134,200,000.00	\$0.00	\$0.00	\$0.00
6200	OBRA PÚBLICA EN BIENES PROPIOS	\$134,200,000.00	\$0.00	\$134,200,000.00	\$0.00	\$134,200,000.00	\$0.00	\$0.00	\$134,200,000.00	\$0.00	\$0.00	\$0.00
6220	Edificación no habitacional	\$134,200,000.00	\$0.00	\$134,200,000.00	\$0.00	\$134,200,000.00	\$0.00	\$0.00	\$134,200,000.00	\$0.00	\$0.00	\$0.00
6221	Edificación no habitacional	\$134,200,000.00	\$0.00	\$134,200,000.00	\$0.00	\$134,200,000.00	\$0.00	\$0.00	\$134,200,000.00	\$0.00	\$0.00	\$0.00
<b>OTROS RECURSOS DE TRANSFEREN</b>		\$134,200,000.00	\$0.00	\$134,200,000.00	\$0.00	\$134,200,000.00	\$0.00	\$0.00	\$134,200,000.00	\$0.00	\$0.00	\$0.00

# PODER JUDICIAL DEL ESTADO DE PUEBLA PUEBLA

Estado del Ejercicio del Presupuesto por Fuente de Financiamiento Al 31/mar/2022

Fecha y hora de Impresión | 29/abr/2022 | 07:38 a.m.





Usr: kellys  
Rep: rptEstadoPresupuestoEgresos\_FF

**Objeto del Gasto**  
Unidad Administrativa

Objeto del Gasto	Aprobado	Ampliaciones / (Reducciones)	Presupuesto Vigente	Comprometido	Presupuesto Disponible para Comprometer	Devengado	Comprometido o No Devengado	Presupuesto Sin Devengar	Ejercido	Pagado	Cuentas por Pagar	
											Deuda	Deuda
<b>Total Final</b>	\$993,712,796.00	\$120,264,728.00	\$1,174,077,324.73	\$176,455,996.88	\$937,621,327.85	\$173,058,523.97	\$2,597,472.91	\$940,218,900.76	\$173,058,523.97	\$173,005,343.97	\$53,186.00	

"Bajo protesta de decir verdad declaramos que los Estados Financieros y sus Notas son razonablemente correctos y responsabilidad del emisor"

  
 MGDO. HÉCTOR SANCHEZ SANCHEZ  
 PRESIDENTE

  
 LIC. RAYMUNDO PÉREZ XILOTL  
 DIRECTOR GENERAL DE LA COMISIÓN DE ADMINISTRACIÓN  
 Y PRESUPUESTO DEL CONSEJO DE LA JUDICATURA DEL  
 PODER JUDICIAL DEL ESTADO